

Luminaire Photograph



Light Output Ratio:	77.0%	
Luminaire Power:	16.4 W	
SHR Nominal:	0.00	Calculated using the TM5
SHR Maximum:	0.20	fine grid method.

C Range: 0 - 360DEG
C Interval: 30.0DEG
Test Speed: HIGH
Temperature: 25.3 °C
Operators: zoe
Test Date: 2023-9-15

Range: 0 - 180DEG
Interval: 1.0DEG
Test System: EVERFINE GO-SPEX500_V1 SYSTEM V2.00.461
Humidity: 65.0%
Test Distance: 3.160m [K=1.0000]
Remarks: LAMP: CMA1306-0000-000N0U0A30G Ra:90
LENS: PM-1083 15R
DRIVER: 9290 028 088 350mA
30minutes warm-up

LUMINOUS INTENSITY DISTRIBUTION DIAGRAM

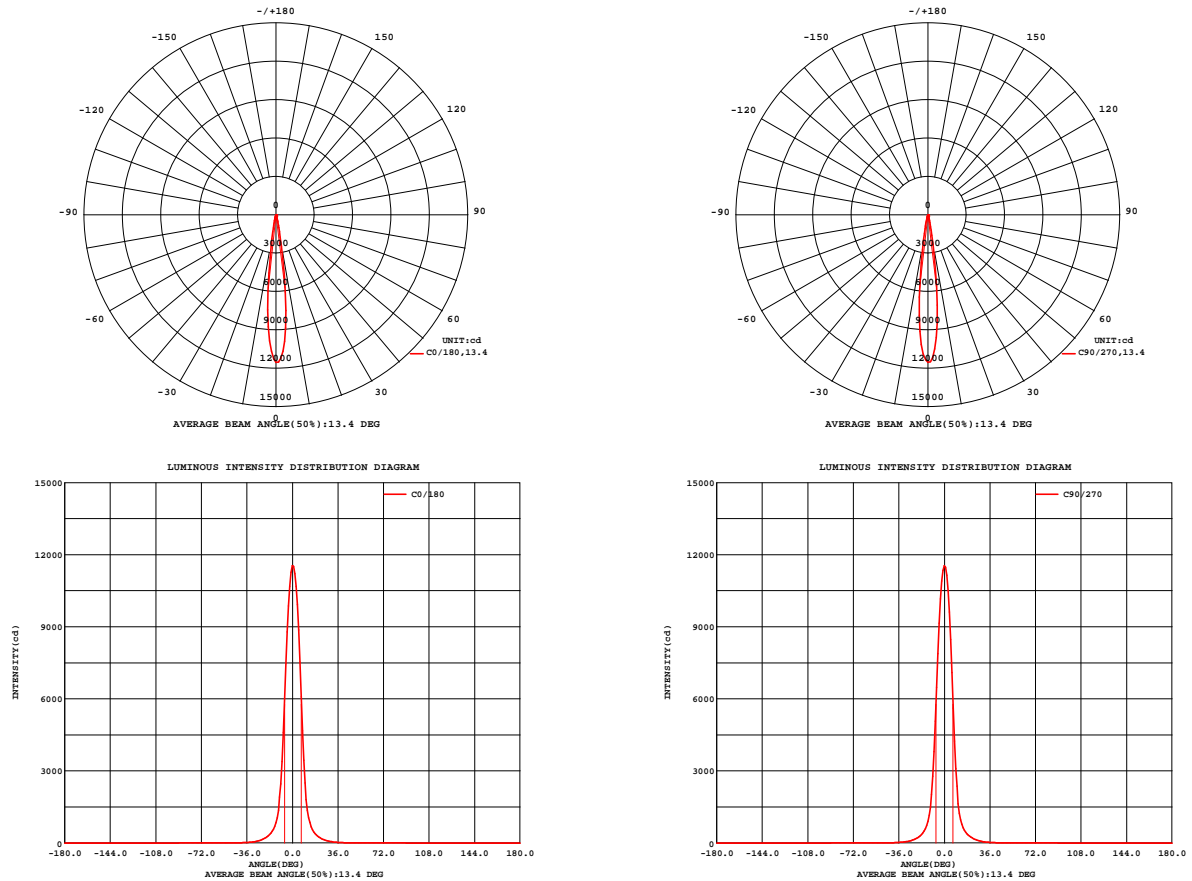


Fig. C0/C180

Fig. C90/C270

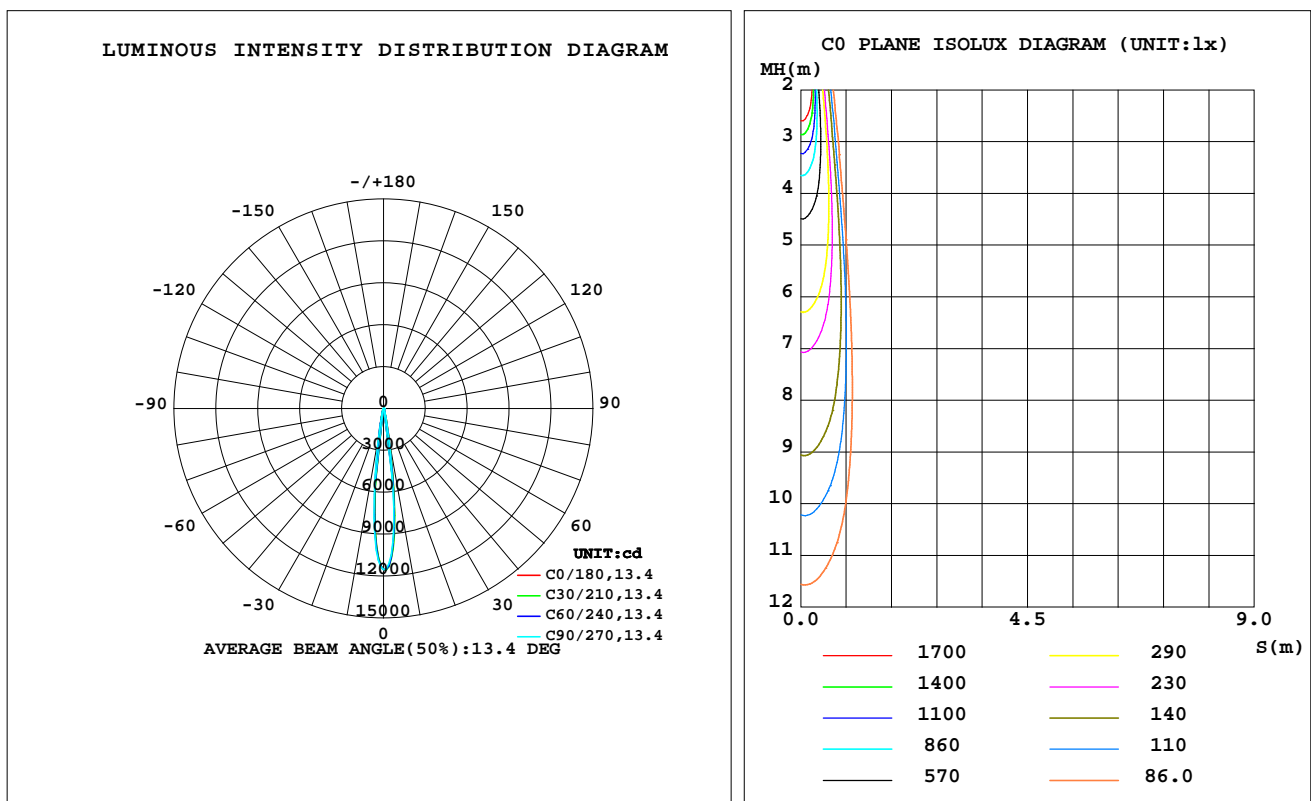
C Range: 0 - 360DEG
C Interval: 30.0DEG
Test Speed: HIGH
Temperature: 25.3 °C
Operators: zoe
Test Date: 2023-9-15

Range: 0 - 180DEG
Interval: 1.0DEG
Test System: EVERFINE GO-SPEX500_V1 SYSTEM V2.00.461
Humidity: 65.0%
Test Distance: 3.160m [K=1.0000]
Remarks: LAMP: CMA1306-0000-000N0U0A30G Ra: 90
LENS: PM-1083 15R
DRIVER: 9290 028 088 350mA
30minutes warm-up

LUMINAIRE PHOTOMETRIC TEST REPORT

Test:U:220.00V I:0.0756A P:16.403W PF:0.9838 Freq:49.99Hz Lamp Flux:1099.47x1 lm		
NAME: 2118.573-ACOT-36	TYPE:	WEIGHT:
SPEC.: 3000K	DIM.:	SERIAL No.: 2309151158
MFR.: RISE	SUR.: 0.00138474m2	Shielding Angle:

DATA OF LAMP		PHOTOMETRIC DATA Eff: 51.64 lm/W			
MODEL	CREE	I _{max} (cd)	11568	S/MH(C0/180)	0.21
NOMINAL POWER(W)	16	LOR(%)	77.0	S/MH(C90/270)	0.22
RATED VOLTAGE(V)	220	TOTAL FLUX(lm)	847.08	UP,DN(C0-180)	0.0,40.2
NOMINAL FLUX(lm)	1099.47	CIE CLASS	DIRECT	UP,DN(C180-360)	0.0,36.9
LAMPS INSIDE	1	up(%)	0.0	CIBSE SHR NOM	0.00
TEST VOLTAGE(V)	220	down(%)	77.0	CIBSE SHR MAX	0.20



C Range: 0 - 360DEG
C Interval: 30.0DEG
Test Speed: HIGH
Temperature:25.3℃
Operators:zoe
Test Date:2023-9-15

Range: 0 - 180DEG
Interval: 1.0DEG
Test System:EVERFINE GO-SPEX500_V1 SYSTEM V2.00.461
Humidity:65.0%
Test Distance:3.160m [K=1.0000]
Remarks: LAMP:CMA1306-0000-000N0U0A30G Ra:90
LENS:PM-1083 15R
DRIVER:9290 028 088 350mA
30minutes warm-up

ZONAL FLUX DIAGRAM

ZONAL FLUX DIAGRAM:

	C0	C45	C90	C135	C180	C225	C270	C315		zone	total	%lum,lamp
10	249.1	249.7	236.6	201.1	190.7	190.3	202.4	229.6	0- 10	559.0	559.0	66,50.8
20	28.86	29.21	28.39	27.00	25.56	25.45	26.25	27.04	10- 20	201.1	760.1	89.7,69.1
30	6.211	6.192	5.889	5.422	5.152	5.270	5.577	5.879	20- 30	61.84	821.9	97,74.8
40	1.441	1.419	1.335	1.221	1.170	1.203	1.276	1.362	30- 40	18.12	840.0	99.2,76.4
50	0.2965	0.2976	0.2857	0.2697	0.2784	0.2696	0.2647	0.2769	40- 50	4.955	845.0	99.8,76.9
60	0.0960	0.0963	0.0820	0.0786	0.0888	0.0776	0.0734	0.0873	50- 60	1.563	846.6	99.9,77
70	0.0225	0.0206	0.0189	0.0160	0.0149	0.0147	0.0174	0.0206	60- 70	0.3730	846.9	100,77
80	0.0079	0.0060	0.0067	0.0044	0.0052	0.0043	0.0056	0.0058	70- 80	0.1110	847.0	100,77
90	0	0	0	0	0	0	0	0	80- 90	0.0345	847.1	100,77
100	0	0	0	0	0	0	0	0	90-100	0	847.1	100,77
110	0	0	0	0	0	0	0	0	100-110	0	847.1	100,77
120	0	0	0	0	0	0	0	0	110-120	0	847.1	100,77
130	0	0	0	0	0	0	0	0	120-130	0	847.1	100,77
140	0	0	0	0	0	0	0	0	130-140	0	847.1	100,77
150	0	0	0	0	0	0	0	0	140-150	0	847.1	100,77
160	0	0	0	0	0	0	0	0	150-160	0	847.1	100,77
170	0	0	0	0	0	0	0	0	160-170	0	847.1	100,77
180	0	0	0	0	0	0	0	0	170-180	0	847.1	100,77
DEG	LUMINOUS INTENSITY:X10cd									UNIT:lm		

C Range: 0 - 360DEG
C Interval: 30.0DEG
Test Speed: HIGH
Temperature:25.3℃
Operators:zoe
Test Date:2023-9-15

Range: 0 - 180DEG
Interval: 1.0DEG
Test System:EVERFINE GO-SPEX500_V1 SYSTEM V2.00.461
Humidity:65.0%
Test Distance:3.160m [K=1.0000]
Remarks: LAMP:CMA1306-0000-000N0U0A30G Ra:90
LENS:PM-1083 15R
DRIVER:9290 028 088 350mA
30minutes warm-up

LUMINANCE LIMITATION CURVES

Test:U:220.00V I:0.0756A P:16.403W PF:0.9838 Freq:49.99Hz
Lamp Flux:1099.47x1 lm

NAME: 2118.573-ACOT-36

TYPE:

WEIGHT:

SPEC.: 3000K

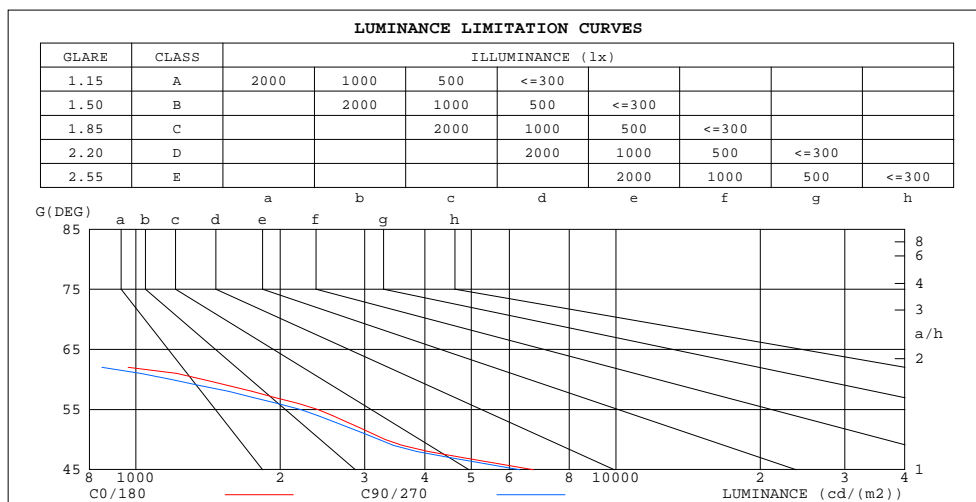
DIM.:

SERIAL No.: 2309151158

MFR.: RISE

SUR.: 0.00138474m2

Shielding Angle:



LUMINANCE cd/(m2)		
G(180)	C0/180	C90/270
85	409	388
80	327	278
75	364	300
70	472	399
65	627	551
60	1380	1186
55	2396	2206
50	3315	3217
45	6730	6306

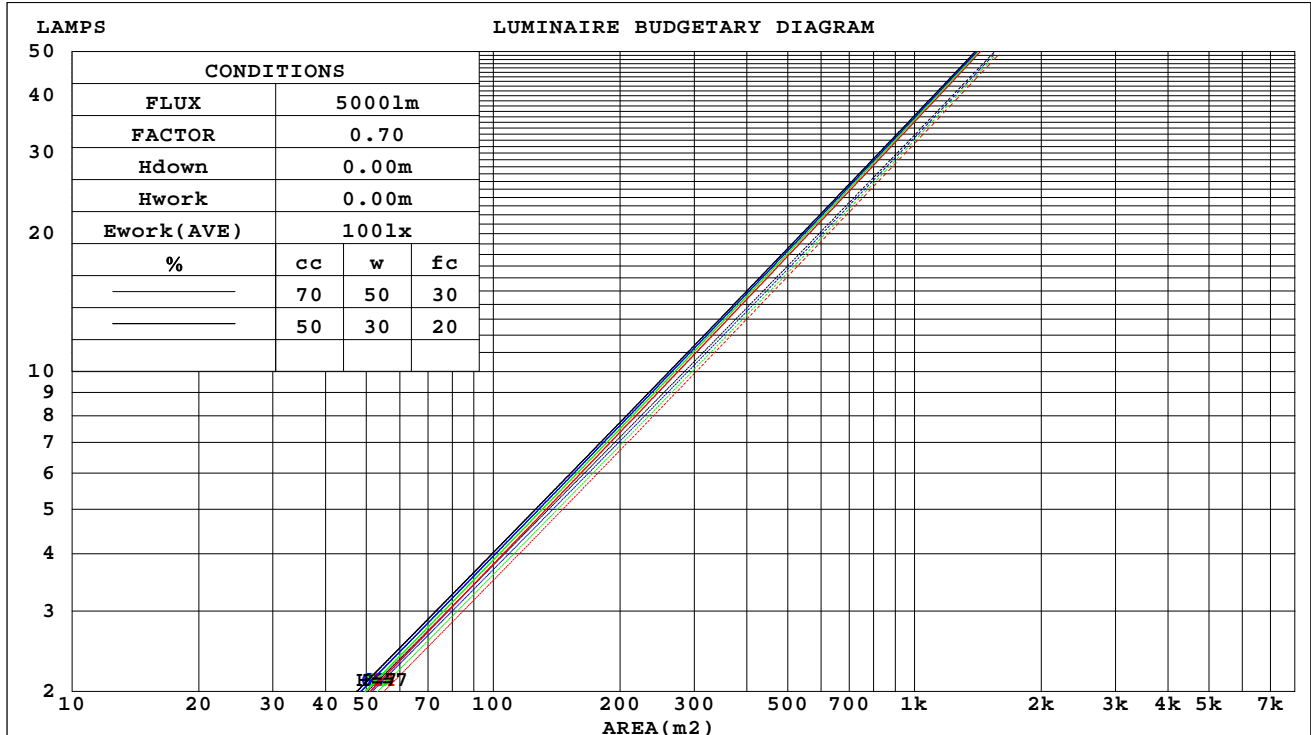
C Range: 0 - 360DEG
C Interval: 30.0DEG
Test Speed: HIGH
Temperature:25.3℃
Operators:zoe
Test Date:2023-9-15

Range: 0 - 180DEG
Interval: 1.0DEG
Test System:EVERFINE GO-SPEX500_V1 SYSTEM V2.00.461
Humidity:65.0%
Test Distance:3.160m [K=1.0000]
Remarks: LAMP:CMA1306-0000-000N0U0A30G Ra:90
LENS:PM-1083 15R
DRIVER:9290 028 088 350mA
30minutes warm-up

CU AND LUMINAIRE BUDGETARY ESTIMATE DIAGRAM

Test:U:220.00V I:0.0756A P:16.403W PF:0.9838 Freq:49.99Hz Lamp Flux:1099.47x1 lm		
NAME: 2118.573-ACOT-36	TYPE:	WEIGHT:
SPEC.: 3000K	DIM.:	SERIAL No.: 2309151158
MFR.: RISE	SUR.: 0.00138474m2	Shielding Angle:

cc	80%			70%			50%			30%			10%			0
w	50%	30%	10%	50%	30%	10%	50%	30%	10%	50%	30%	10%	50%	30%	10%	0
fc	20%			20%			20%			20%			20%			0
RCR	RCR:Room Cavity Ratio			Coefficients of Utilization(CU)												
0.0	.92	.92	.92	.90	.90	.90	.86	.86	.86	.82	.82	.82	.79	.79	.79	.77
1.0	.88	.87	.85	.86	.85	.84	.83	.82	.82	.80	.80	.79	.78	.77	.77	.76
2.0	.85	.83	.81	.83	.82	.80	.81	.80	.79	.79	.78	.77	.77	.76	.75	.74
3.0	.82	.80	.78	.81	.79	.77	.79	.78	.76	.78	.76	.75	.76	.75	.74	.73
4.0	.80	.77	.76	.79	.77	.75	.78	.76	.74	.76	.75	.73	.75	.74	.73	.72
5.0	.78	.75	.74	.77	.75	.73	.76	.74	.73	.75	.73	.72	.74	.73	.72	.71
6.0	.76	.74	.72	.76	.73	.72	.75	.73	.71	.74	.72	.71	.73	.72	.70	.70
7.0	.75	.72	.71	.74	.72	.70	.74	.72	.70	.73	.71	.70	.72	.71	.69	.69
8.0	.73	.71	.69	.73	.71	.69	.72	.70	.69	.72	.70	.69	.71	.70	.68	.68
9.0	.72	.70	.68	.72	.70	.68	.71	.69	.68	.71	.69	.68	.70	.69	.68	.67
10.0	.71	.69	.67	.71	.69	.67	.70	.68	.67	.70	.68	.67	.70	.68	.67	.66



C Range: 0 - 360DEG
C Interval: 30.0DEG
Test Speed: HIGH
Temperature:25.3℃
Operators:zoe
Test Date:2023-9-15

Range: 0 - 180DEG
Interval: 1.0DEG
Test System:EVERFINE GO-SPEX500_V1 SYSTEM V2.00.461
Humidity:65.0%
Test Distance:3.160m [K=1.0000]
Remarks: LAMP:CMA1306-0000-000N0U0A30G Ra:90
LENS:PM-1083 15R
DRIVER:9290 028 088 350mA
30minutes warm-up

WEC AND CCEC

Test:U:220.00V I:0.0756A P:16.403W PF:0.9838 Freq:49.99Hz Lamp Flux:1099.47x1 lm		
NAME: 2118.573-ACOT-36	TYPE:	WEIGHT:
SPEC.: 3000K	DIM.:	SERIAL No.: 2309151158
MFR.: RISE	SUR.: 0.00138474m2	Shielding Angle:

cc	80%			70%			50%			30%			10%			0
w	50%	30%	10%	50%	30%	10%	50%	30%	10%	50%	30%	10%	50%	30%	10%	0
fc	20%			20%			20%			20%			20%			0
RCR	RCR:Room Cavity Ratio Wall Exitance Coefficients(WEC)															
0.0																
1.0	.089	.051	.016	.084	.048	.015	.074	.043	.014	.066	.038	.012	.058	.033	.011	
2.0	.081	.044	.014	.077	.042	.013	.069	.038	.012	.062	.035	.011	.055	.031	.010	
3.0	.074	.039	.012	.071	.038	.011	.064	.035	.011	.058	.032	.010	.053	.029	.009	
4.0	.068	.035	.010	.066	.034	.010	.060	.032	.010	.055	.030	.009	.051	.028	.008	
5.0	.063	.032	.009	.061	.031	.009	.057	.029	.009	.052	.028	.008	.049	.026	.008	
6.0	.059	.030	.008	.057	.029	.008	.053	.027	.008	.050	.026	.008	.047	.025	.007	
7.0	.056	.027	.008	.054	.027	.008	.051	.026	.007	.048	.024	.007	.045	.023	.007	
8.0	.052	.026	.007	.051	.025	.007	.048	.024	.007	.046	.023	.007	.043	.022	.006	
9.0	.050	.024	.007	.048	.024	.007	.046	.023	.006	.044	.022	.006	.041	.021	.006	
10.0	.047	.023	.006	.046	.022	.006	.044	.021	.006	.042	.021	.006	.040	.020	.006	

cc	80%			70%			50%			30%			10%			0
w	50%	30%	10%	50%	30%	10%	50%	30%	10%	50%	30%	10%	50%	30%	10%	0
fc	20%			20%			20%			20%			20%			0
RCR	RCR:Room Cavity Ratio Ceiling Cavity Exitance Coefficients(CCEC)															
0.0	.147	.147	.147	.125	.125	.125	.086	.086	.086	.049	.049	.049	.016	.016	.016	
1.0	.129	.122	.115	.110	.104	.099	.075	.072	.069	.043	.042	.040	.014	.013	.013	
2.0	.113	.102	.093	.097	.088	.080	.067	.061	.056	.038	.035	.033	.012	.011	.011	
3.0	.101	.087	.076	.087	.075	.066	.059	.052	.046	.034	.031	.027	.011	.010	.009	
4.0	.090	.075	.063	.078	.065	.055	.053	.045	.039	.031	.026	.023	.010	.009	.008	
5.0	.081	.065	.053	.070	.056	.046	.048	.039	.033	.028	.023	.019	.009	.008	.006	
6.0	.074	.057	.045	.064	.050	.039	.044	.035	.028	.025	.020	.017	.008	.007	.005	
7.0	.067	.051	.039	.058	.044	.034	.040	.031	.024	.023	.018	.014	.008	.006	.005	
8.0	.062	.045	.034	.053	.039	.029	.037	.028	.021	.021	.016	.012	.007	.005	.004	
9.0	.057	.041	.029	.049	.035	.026	.034	.025	.018	.020	.015	.011	.006	.005	.004	
10.0	.053	.037	.026	.046	.032	.023	.032	.022	.016	.019	.013	.010	.006	.004	.003	

C Range: 0 - 360DEG
C Interval: 30.0DEG
Test Speed: HIGH
Temperature:25.3℃
Operators:zoe
Test Date:2023-9-15

Range: 0 - 180DEG
Interval: 1.0DEG
Test System:EVERFINE GO-SPEX500_V1 SYSTEM V2.00.461
Humidity:65.0%
Test Distance:3.160m [K=1.0000]
Remarks: LAMP:CMA1306-0000-000N0U0A30G Ra:90
LENS:PM-1083 15R
DRIVER:9290 028 088 350mA
30minutes warm-up

UGR(Unified Glare Rating) Table

Test:U:220.00V I:0.0756A P:16.403W PF:0.9838 Freq:49.99Hz Lamp Flux:1099.47x1 lm										
NAME: 2118.573-ACOT-36					TYPE:			WEIGHT:		
SPEC.: 3000K					DIM.:			SERIAL No.: 2309151158		
MFR.: RISE					SUR.: 0.00138474m2			Shielding Angle:		
ceiling/cavity	0.7	0.7	0.5	0.5	0.3	0.7	0.7	0.5	0.5	0.3
walls	0.5	0.3	0.5	0.3	0.3	0.5	0.3	0.5	0.3	0.3
working plane	0.2	0.2	0.2	0.2	0.2	0.2	0.2	0.2	0.2	0.2
Room dimensions	Viewed crosswise					Viewed endwise				
x = 2H y = 2H	7.4	7.9	7.6	8.1	8.2	7.1	7.6	7.3	7.8	7.9
3H	7.3	7.8	7.6	8.0	8.2	7.0	7.5	7.2	7.7	7.8
4H	7.3	7.7	7.5	7.9	8.1	6.9	7.4	7.2	7.6	7.8
6H	7.2	7.6	7.5	7.8	8.1	6.9	7.3	7.1	7.5	7.8
8H	7.1	7.6	7.4	7.8	8.0	6.8	7.2	7.1	7.5	7.7
12H	7.1	7.5	7.4	7.8	8.0	6.8	7.2	7.1	7.4	7.7
4H 2H	7.3	7.7	7.5	7.9	8.1	7.0	7.4	7.2	7.6	7.8
3H	7.1	7.5	7.4	7.8	8.0	6.8	7.2	7.1	7.5	7.7
4H	7.0	7.4	7.4	7.7	8.0	6.7	7.1	7.1	7.4	7.7
6H	6.9	7.3	7.3	7.6	7.9	6.6	7.0	7.0	7.3	7.6
8H	6.9	7.2	7.3	7.5	7.9	6.6	6.9	7.0	7.2	7.6
12H	6.8	7.1	7.2	7.5	7.9	6.5	6.8	6.9	7.2	7.6
8H 4H	6.9	7.2	7.3	7.5	7.9	6.6	6.9	6.9	7.2	7.6
6H	6.8	7.0	7.2	7.4	7.8	6.5	6.7	6.9	7.1	7.5
8H	6.7	6.9	7.1	7.4	7.8	6.4	6.6	6.8	7.0	7.5
12H	6.6	6.8	7.1	7.3	7.8	6.3	6.5	6.8	7.0	7.4
12H 4H	6.8	7.1	7.2	7.5	7.9	6.5	6.8	6.9	7.2	7.5
6H	6.7	6.9	7.1	7.4	7.8	6.4	6.6	6.8	7.0	7.5
8H	6.6	6.8	7.1	7.3	7.7	6.3	6.5	6.8	7.0	7.4
Variations with the observer position at spacings(CIE Pub.117):										
S = 1.0H	+ 3.1 / - 7.8					+ 3.0 / - 7.9				
1.5H	+ 5.1 / - 5.3					+ 4.9 / - 5.2				
2.0H	+ 5.2 / - 7.0					+ 5.1 / - 7.0				

CIE Pub.117, 1099 lm Total Lamp Luminous Flux Correct (8log(F/F0) = 0.3)
Area: 0.00138474 m2

C Range: 0 - 360DEG
C Interval: 30.0DEG
Test Speed: HIGH
Temperature:25.3℃
Operators:zoe
Test Date:2023-9-15

Range: 0 - 180DEG
Interval: 1.0DEG
Test System:EVERFINE GO-SPEX500_V1 SYSTEM V2.00.461
Humidity:65.0%
Test Distance:3.160m [K=1.0000]
Remarks: LAMP:CMA1306-0000-000N0U0A30G Ra:90
LENS:PM-1083 15R
DRIVER:9290 028 088 350mA
30minutes warm-up

UTILIZATION FACTORS TABLE

Test:U:220.00V I:0.0756A P:16.403W PF:0.9838 Freq:49.99Hz Lamp Flux:1099.47x1 lm		
NAME: 2118.573-ACOT-36	TYPE:	WEIGHT:
SPEC.: 3000K	DIM.:	SERIAL No.: 2309151158
MFR.: RISE	SUR.: 0.00138474m2	Shielding Angle:

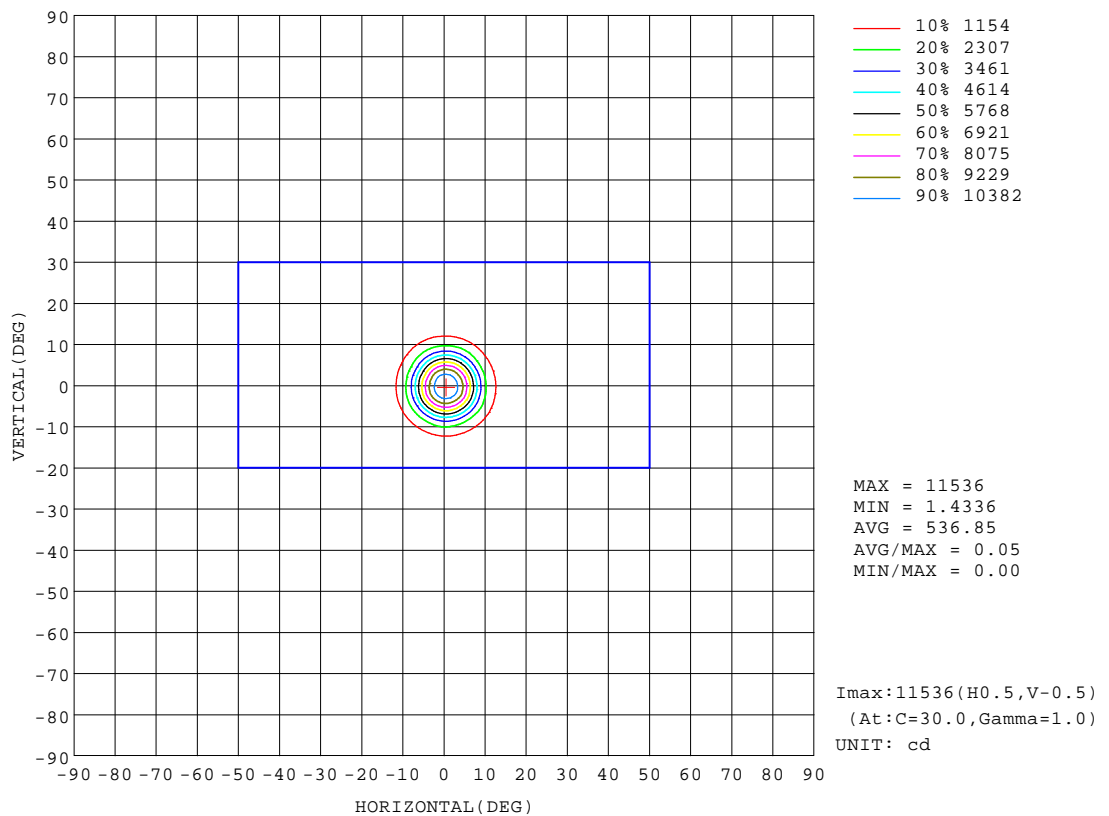
REFLECTANCE										
Ceiling	0.8	0.8	0.8	0.7	0.7	0.7	0.5	0.5	0.5	0
Walls	0.7	0.5	0.3	0.7	0.5	0.3	0.7	0.5	0.3	0
Working plane	0.2	0.2	0.2	0.2	0.2	0.2	0.2	0.2	0.2	0
ROOM INDEX	UTILIZATION FACTORS(PERCENT) $k(RI) \times RCR = 5$									
k = 0.60	70	66	63	70	66	63	69	65	63	61
0.80	75	72	69	75	71	69	74	71	69	66
1.00	78	75	72	78	74	72	77	74	71	69
1.25	81	78	75	80	77	75	79	76	74	71
1.50	83	80	77	82	79	77	80	78	76	73
2.00	85	82	80	84	81	79	82	79	78	74
2.50	86	83	81	85	82	80	82	80	79	75
3.00	87	84	83	85	83	82	83	81	80	75
4.00	88	86	85	87	85	84	84	83	82	76
5.00	89	88	86	88	86	85	85	84	83	77
ROOM INDEX	UF(total)									Direct
According to DIN EN 13032-2 2004			Suspended					SHRNOM = 1.25		

C Range: 0 - 360DEG
C Interval: 30.0DEG
Test Speed: HIGH
Temperature:25.3℃
Operators:zoe
Test Date:2023-9-15

Range: 0 - 180DEG
Interval: 1.0DEG
Test System:EVERFINE GO-SPEX500_V1 SYSTEM V2.00.461
Humidity:65.0%
Test Distance:3.160m [K=1.0000]
Remarks: LAMP:CMA1306-0000-000N0U0A30G Ra:90
LENS:PM-1083 15R
DRIVER:9290 028 088 350mA
30minutes warm-up

ISOCANDELA DIAGRAM

Test:U:220.00V I:0.0756A P:16.403W PF:0.9838 Freq:49.99Hz Lamp Flux:1099.47x1 lm		
NAME: 2118.573-ACOT-36	TYPE:	WEIGHT:
SPEC.: 3000K	DIM.:	SERIAL No.: 2309151158
MFR.: RISE	SUR.: 0.00138474m2	Shielding Angle:

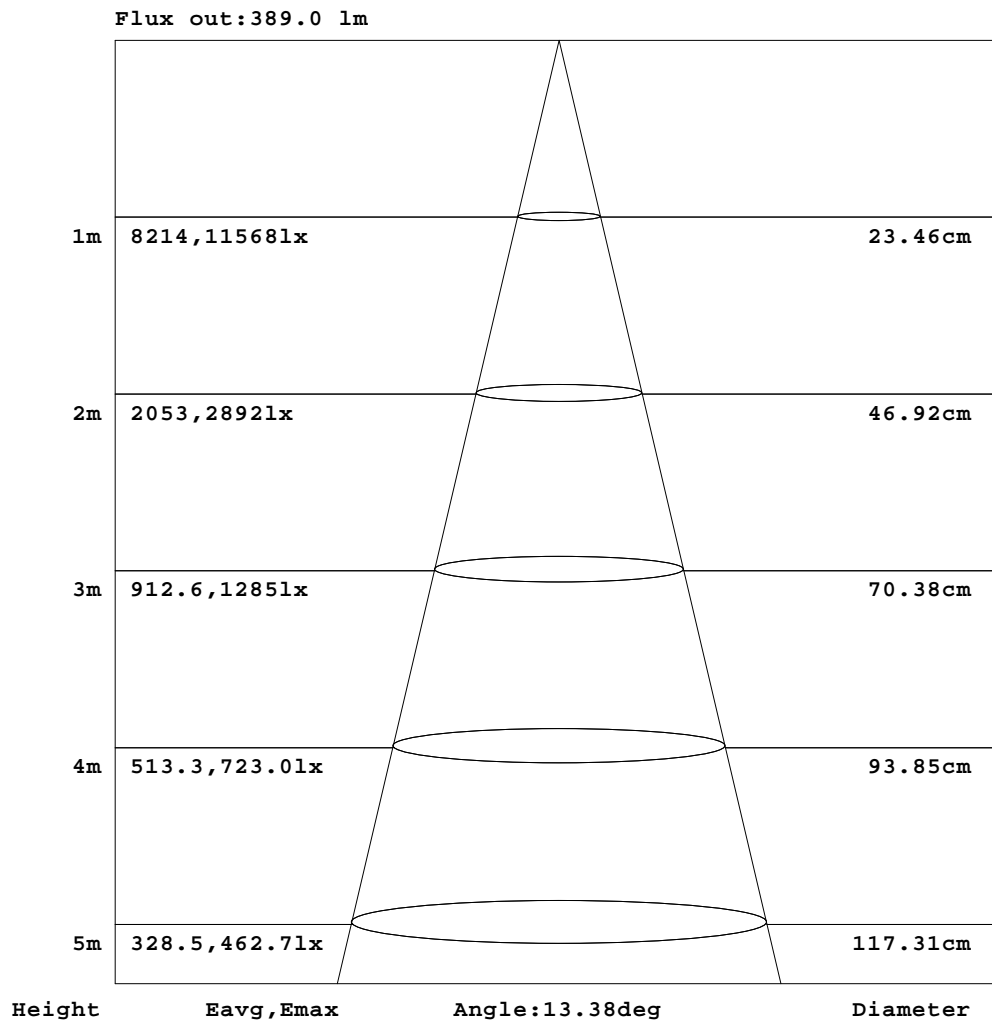


C Range: 0 - 360DEG
C Interval: 30.0DEG
Test Speed: HIGH
Temperature:25.3℃
Operators:zoe
Test Date:2023-9-15

Range: 0 - 180DEG
Interval: 1.0DEG
Test System:EVERFINE GO-SPEX500_V1 SYSTEM V2.00.461
Humidity:65.0%
Test Distance:3.160m [K=1.0000]
Remarks: LAMP:CMA1306-0000-000N0U0A30G Ra:90
LENS:PM-1083 15R
DRIVER:9290 028 088 350mA
30minutes warm-up

AAI Figure

Test:U:220.00V I:0.0756A P:16.403W PF:0.9838 Freq:49.99Hz Lamp Flux:1099.47x1 lm		
NAME: 2118.573-ACOT-36	TYPE:	WEIGHT:
SPEC.: 3000K	DIM.:	SERIAL No.: 2309151158
MFR.: RISE	SUR.: 0.00138474m2	Shielding Angle:



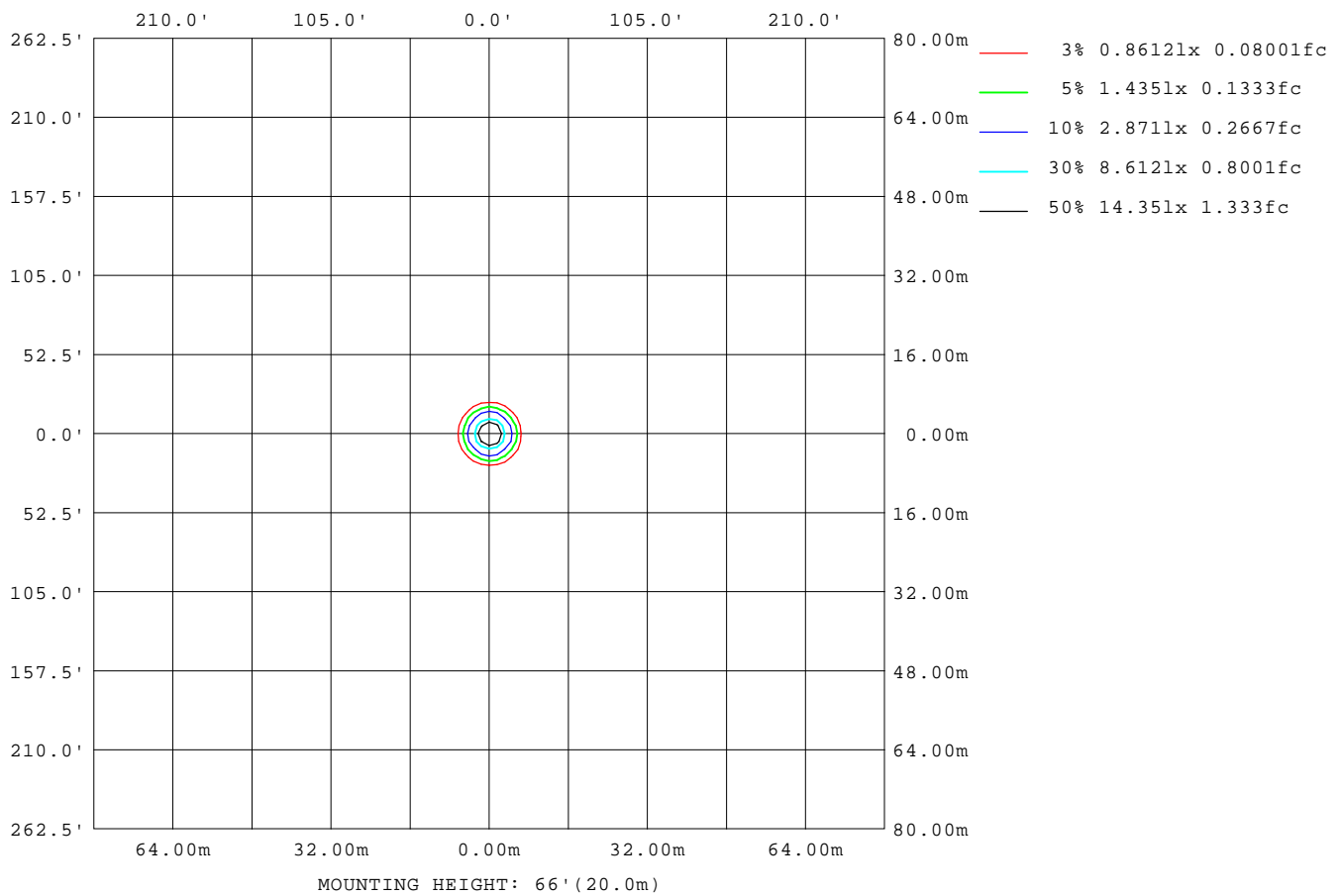
Note:The Curves indicate the illuminated area and the average illumination when the luminaire is at different distance.

C Range: 0 - 360DEG
C Interval: 30.0DEG
Test Speed: HIGH
Temperature:25.3℃
Operators:zoe
Test Date:2023-9-15

Range: 0 - 180DEG
Interval: 1.0DEG
Test System:EVERFINE GO-SPEX500_V1 SYSTEM V2.00.461
Humidity:65.0%
Test Distance:3.160m [K=1.0000]
Remarks: LAMP:CMA1306-0000-000N0U0A30G Ra:90
LENS:PM-1083 15R
DRIVER:9290 028 088 350mA
30minutes warm-up

ISOLUX DIAGRAM

Test:U:220.00V I:0.0756A P:16.403W PF:0.9838 Freq:49.99Hz Lamp Flux:1099.47x1 lm		
NAME: 2118.573-ACOT-36	TYPE:	WEIGHT:
SPEC.: 3000K	DIM.:	SERIAL No.: 2309151158
MFR.: RISE	SUR.: 0.00138474m2	Shielding Angle:



C Range: 0 - 360DEG
C Interval: 30.0DEG
Test Speed: HIGH
Temperature:25.3℃
Operators:zoe
Test Date:2023-9-15

Range: 0 - 180DEG
Interval: 1.0DEG
Test System:EVERFINE GO-SPEX500_V1 SYSTEM V2.00.461
Humidity:65.0%
Test Distance:3.160m [K=1.0000]
Remarks: LAMP:CMA1306-0000-000N0U0A30G Ra:90
LENS:PM-1083 15R
DRIVER:9290 028 088 350mA
30minutes warm-up

LED Avg.L Report

Test:U:220.00V I:0.0756A P:16.403W PF:0.9838 Freq:49.99Hz Lamp Flux:1099.47x1 lm		
NAME: 2118.573-ACOT-36	TYPE:	WEIGHT:
SPEC.: 3000K	DIM.:	SERIAL No.: 2309151158
MFR.: RISE	SUR.: 0.00138474m2	Shielding Angle:

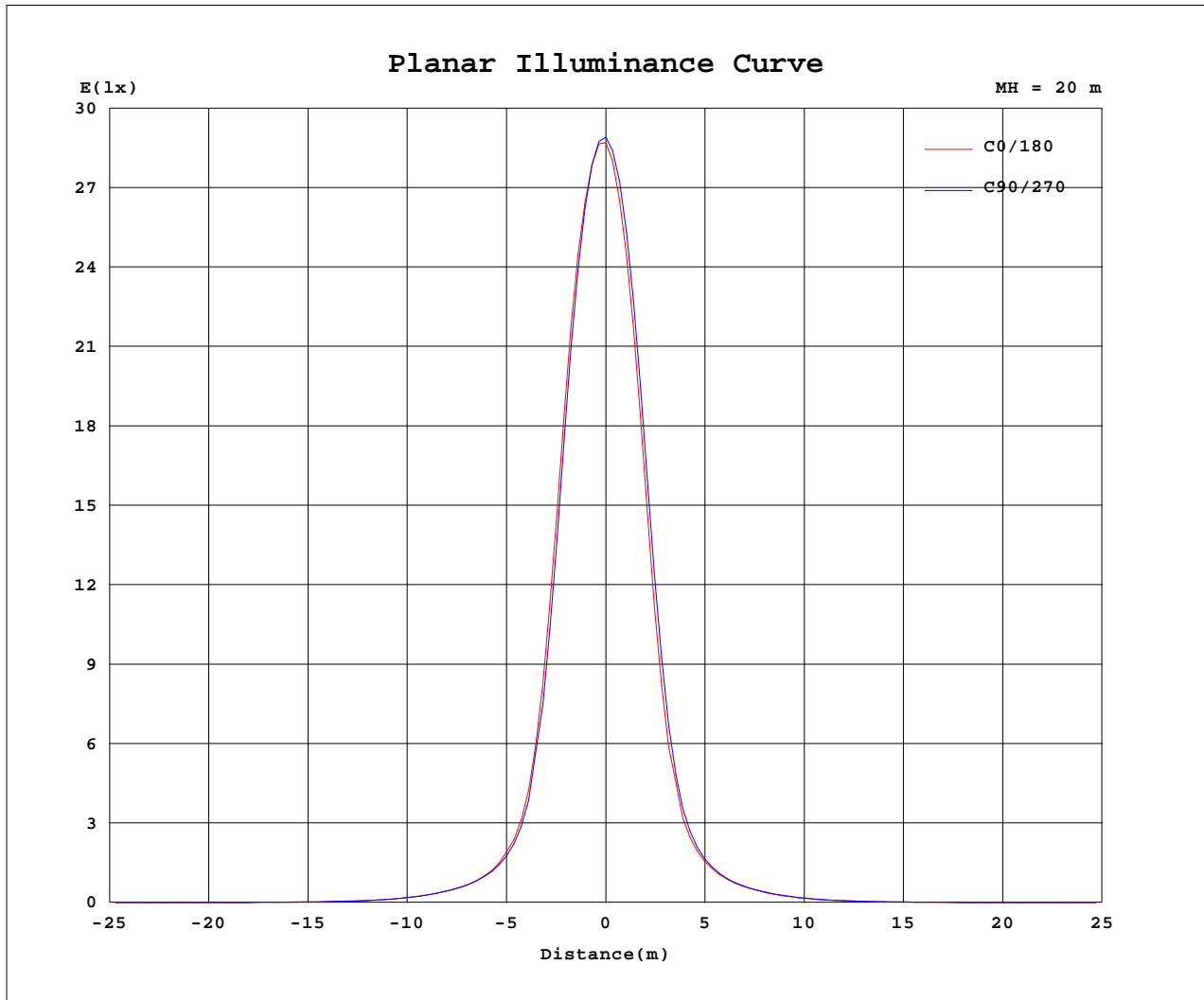
AvgL	cd/m2
L_0~180(65)av	537
L_0~180(75)av	304
L_0~180(85)av	353
L_90~270(65)av	536
L_90~270(75)av	282
L_90~270(85)av	351
L_45(65)av	530
L_45(75)av	263
L_45(85)av	204

Standard: GB/T 29293-2012

C Range: 0 - 360DEG
C Interval: 30.0DEG
Test Speed: HIGH
Temperature:25.3℃
Operators:zoe
Test Date:2023-9-15

Range: 0 - 180DEG
Interval: 1.0DEG
Test System:EVERFINE GO-SPEX500_V1 SYSTEM V2.00.461
Humidity:65.0%
Test Distance:3.160m [K=1.0000]
Remarks: LAMP:CMA1306-0000-000N0U0A30G Ra:90
LENS:PM-1083 15R
DRIVER:9290 028 088 350mA
30minutes warm-up

Planar Illuminance Curve



C Range: 0 - 360DEG
 C Interval: 30.0DEG
 Test Speed: HIGH
 Temperature: 25.3 °C
 Operators: zoe
 Test Date: 2023-9-15

Range: 0 - 180DEG
 Interval: 1.0DEG
 Test System: EVERFINE GO-SPEX500_V1 SYSTEM V2.00.461
 Humidity: 65.0%
 Test Distance: 3.160m [K=1.0000]
 Remarks: LAMP: CMA1306-0000-000N0U0A30G Ra:90
 LENS: PM-1083 15R
 DRIVER: 9290 028 088 350mA
 30minutes warm-up

LUMINOUS DISTRIBUTION INTENSITY DATA

Test:U:220.00V I:0.0756A P:16.403W PF:0.9838 Freq:49.99Hz Lamp Flux:1099.47x1 lm		
NAME: 2118.573-ACOT-36	TYPE:	WEIGHT:
SPEC.: 3000K	DIM.:	SERIAL No.: 2309151158
MFR.: RISE	SUR.: 0.00138474m2	Shielding Angle:

Table--1

UNIT: X10cd

C(DEG) (DEG)	0	30	60	90	120	150	180	210	240	270	300	330						
0	1154	1154	1154	1154	1154	1154	1154	1154	1154	1154	1154	1154						
5	886	902	875	847	809	778	747	733	761	788	823	854						
10	249	259	240	237	202	200	191	178	203	202	230	229						
15	66.9	69.6	65.8	63.8	60.2	58.7	57.2	56.1	58.7	59.5	61.6	62.9						
20	28.9	29.7	28.7	28.4	27.3	26.7	25.6	25.1	25.9	26.2	26.9	27.1						
25	13.6	14.0	13.6	13.4	12.7	12.3	11.8	11.5	12.1	12.4	12.8	13.0						
30	6.21	6.31	6.08	5.89	5.55	5.30	5.15	5.14	5.41	5.58	5.82	5.94						
35	3.00	3.04	2.89	2.79	2.64	2.50	2.42	2.44	2.60	2.70	2.80	2.86						
40	1.44	1.45	1.39	1.33	1.25	1.19	1.17	1.17	1.23	1.28	1.34	1.38						
45	0.66	0.68	0.64	0.62	0.56	0.53	0.53	0.52	0.53	0.55	0.59	0.62						
50	0.30	0.30	0.29	0.29	0.27	0.27	0.28	0.27	0.27	0.26	0.27	0.28						
55	0.19	0.19	0.19	0.17	0.16	0.16	0.17	0.16	0.17	0.16	0.17	0.18						
60	0.10	0.09	0.10	0.08	0.07	0.08	0.09	0.08	0.08	0.07	0.08	0.09						
65	0.04	0.04	0.03	0.03	0.03	0.03	0.03	0.03	0.03	0.03	0.03	0.04						
70	0.02	0.02	0.02	0.02	0.02	0.02	0.01	0.01	0.02	0.02	0.02	0.02						
75	0.01	0.01	0.01	0.01	0.01	0.01	0.01	0.01	0.01	0.01	0.01	0.01						
80	0.01	0.01	0.01	0.01	0.00	0.00	0.01	0.00	0.00	0.01	0.01	0.01						
85	0.00	0.00	0.00	0.00	0.00	0.00	0.00	0.00	0.00	0.00	0.00	0.00						
90	0.00	0.00	0.00	0.00	0.00	0.00	0.00	0.00	0.00	0.00	0.00	0.00						
95	0.00	0.00	0.00	0.00	0.00	0.00	0.00	0.00	0.00	0.00	0.00	0.00						
100	0.00	0.00	0.00	0.00	0.00	0.00	0.00	0.00	0.00	0.00	0.00	0.00						
105	0.00	0.00	0.00	0.00	0.00	0.00	0.00	0.00	0.00	0.00	0.00	0.00						
110	0.00	0.00	0.00	0.00	0.00	0.00	0.00	0.00	0.00	0.00	0.00	0.00						
115	0.00	0.00	0.00	0.00	0.00	0.00	0.00	0.00	0.00	0.00	0.00	0.00						
120	0.00	0.00	0.00	0.00	0.00	0.00	0.00	0.00	0.00	0.00	0.00	0.00						
125	0.00	0.00	0.00	0.00	0.00	0.00	0.00	0.00	0.00	0.00	0.00	0.00						
130	0.00	0.00	0.00	0.00	0.00	0.00	0.00	0.00	0.00	0.00	0.00	0.00						
135	0.00	0.00	0.00	0.00	0.00	0.00	0.00	0.00	0.00	0.00	0.00	0.00						
140	0.00	0.00	0.00	0.00	0.00	0.00	0.00	0.00	0.00	0.00	0.00	0.00						
145	0.00	0.00	0.00	0.00	0.00	0.00	0.00	0.00	0.00	0.00	0.00	0.00						
150	0.00	0.00	0.00	0.00	0.00	0.00	0.00	0.00	0.00	0.00	0.00	0.00						
155	0.00	0.00	0.00	0.00	0.00	0.00	0.00	0.00	0.00	0.00	0.00	0.00						
160	0.00	0.00	0.00	0.00	0.00	0.00	0.00	0.00	0.00	0.00	0.00	0.00						
165	0.00	0.00	0.00	0.00	0.00	0.00	0.00	0.00	0.00	0.00	0.00	0.00						
170	0.00	0.00	0.00	0.00	0.00	0.00	0.00	0.00	0.00	0.00	0.00	0.00						
175	0.00	0.00	0.00	0.00	0.00	0.00	0.00	0.00	0.00	0.00	0.00	0.00						
180	0.00	0.00	0.00	0.00	0.00	0.00	0.00	0.00	0.00	0.00	0.00	0.00						

C Range: 0 - 360DEG
C Interval: 30.0DEG
Test Speed: HIGH
Temperature:25.3℃
Operators:zoe
Test Date:2023-9-15

Range: 0 - 180DEG
Interval: 1.0DEG
Test System:EVERFINE GO-SPEX500_V1 SYSTEM V2.00.461
Humidity:65.0%
Test Distance:3.160m [K=1.0000]
Remarks: LAMP:CMA1306-0000-000N0U0A30G Ra:90
LENS:PM-1083 15R
DRIVER:9290 028 088 350mA
30minutes warm-up